
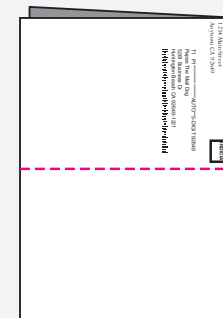




This stitched mailpiece is considered by the post office as an Automation Compatible Flat. This method requires no tabs and has more address orientation options than the equivalent letter sized piece, but may incur higher postage rates. This same size mailpiece could be classified as a letter by following letter sized address standards and adding sealing tabs.

Addressing Orientation Options



Flats: 8.5" x 5.5" Bound Mailpiece

714-892-7251