



EXAMPLE 8-1/2"X11" FLAT

Return Address
 1234 Main Street
 Anytown CA 92649


INDICIA

T1 P1*****AUTO**5-DIGIT 92649
 Mailing Pros Inc.
 5261 Business Dr
 Huntington Beach CA 92649-1221

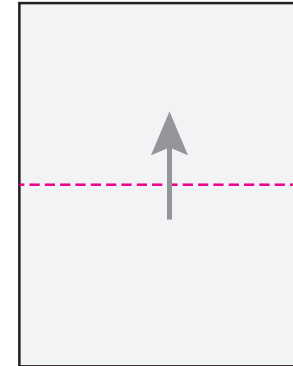



MAILINGPROS^{INC}
FULL SERVICE PRINT & MAIL PROVIDER

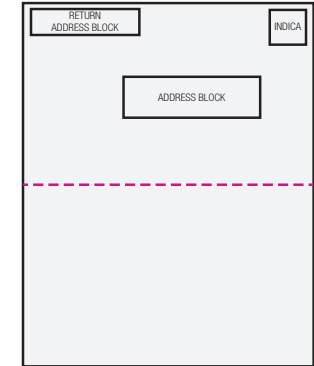
ADDRESS PLACEMENT



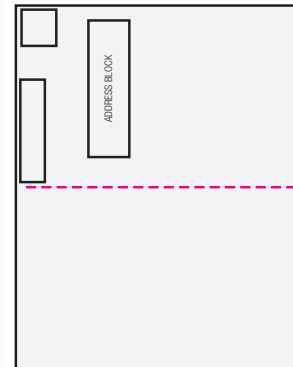
Determine top edge.
 (Defined as either short edge)



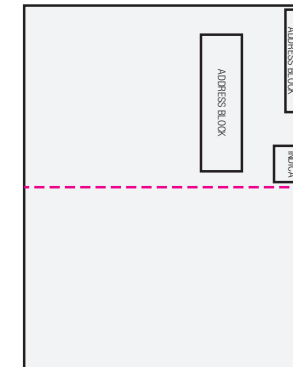
Address must go in top half.



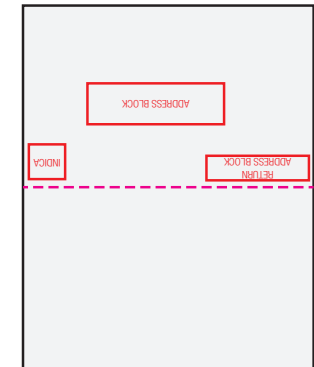
Right side up.
Acceptable.



Perpendicular left.
Acceptable.



Perpendicular right.
Acceptable.



Upside down.
Fail.

Thickness	Deflection	Address
≥ .009" - ≤ 0.75"	Deflection standards must be used as a part of the overall design.	Address element placement may vary as long as you comply with the above design requirements.

READ →