

EXAMPLE 11"X17" FOLDED TO 8-1/2"X11"

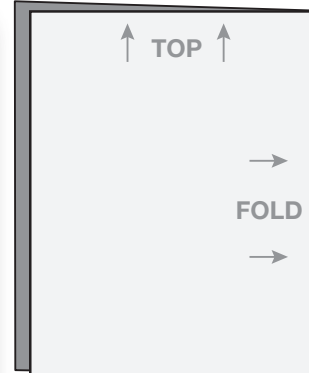
Return Address
 1234 Main Street
 Anytown CA 92649

T1 P1*****AUTO**5-DIGIT 92649
 Mailing Pros Inc.
 5261 Business Dr
 Huntington Beach CA 92649-1221

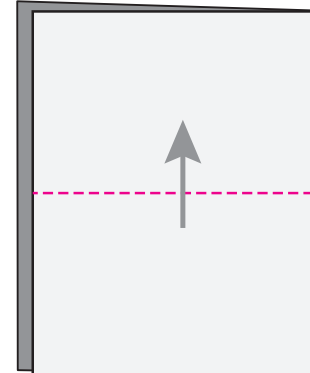
MAILINGPROS^{INC}
 FULL SERVICE PRINT & MAIL PROVIDER

FOLD

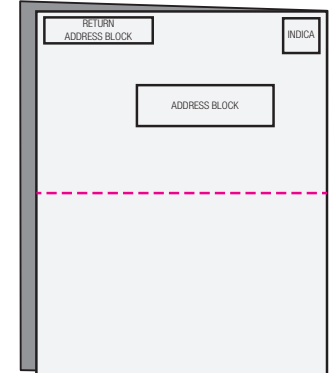
**ADDRESS PLACEMENT
 FOLDED EDGE TO THE RIGHT**



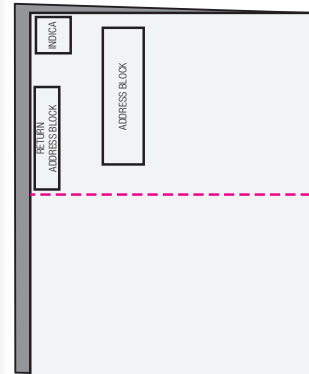
Determine top edge.
 (Short edge with fold to the right)



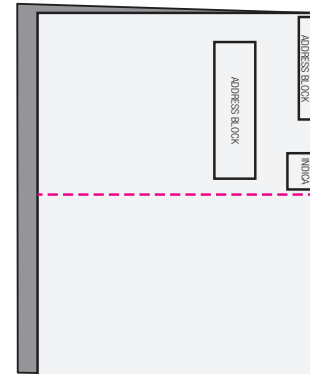
Address must go in top half.



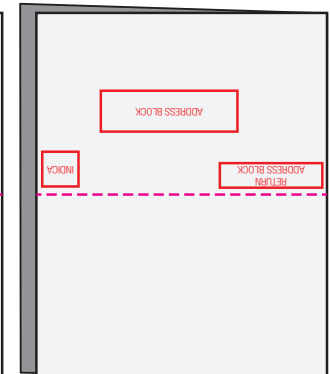
Right side up.
Acceptable.



Perpendicular left.
Acceptable.



Perpendicular right.
Acceptable.



Upside down.
Fail.

<p>Thickness $\geq .009'' - \leq 0.75''$ READ →</p>	<p>Deflection Deflection standards must be used as a part of the overall design.</p>	<p>Address Address element placement may vary as long as you comply with the above design requirements.</p>
--	--	---